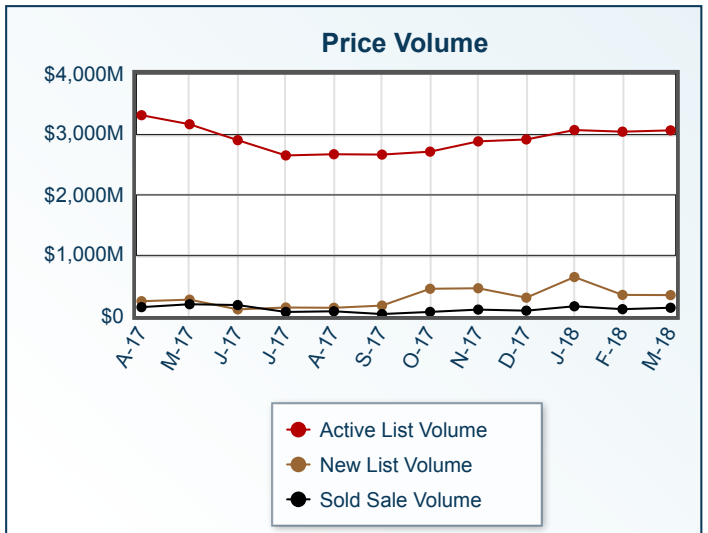
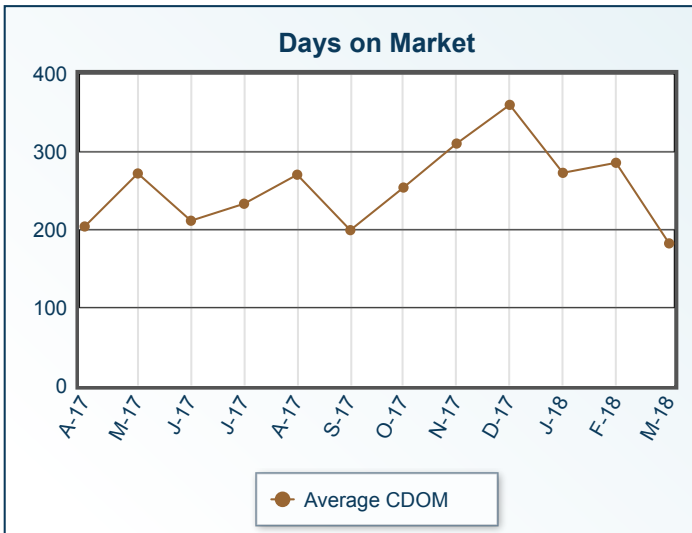
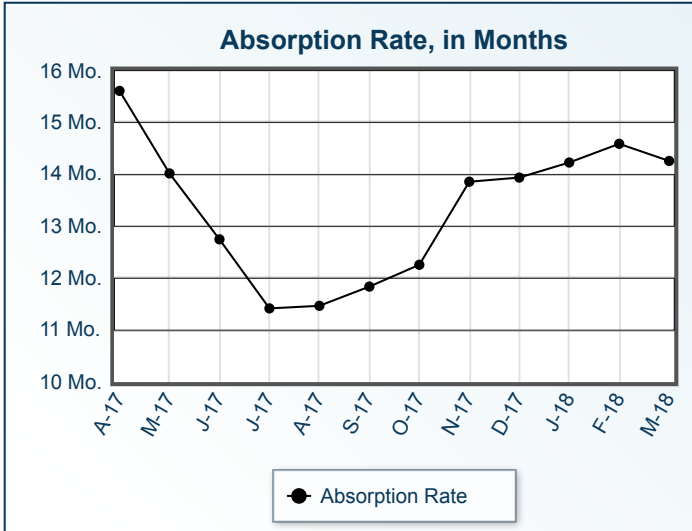
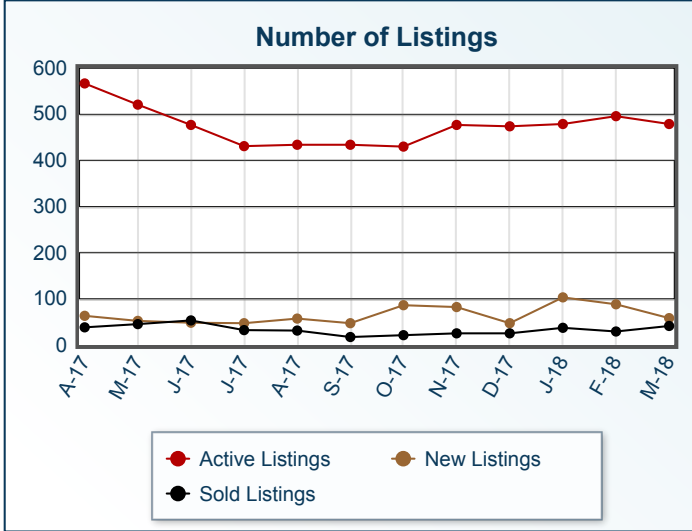


# Market Summary

Residential, March 2018



<b>Summary Statistics</b>						
	<b>Mar-18</b>	<b>Mar-17</b>	<b>% Chg</b>	<b>2018 YTD</b>	<b>2017 YTD</b>	<b>% Chg</b>
Absorption Rate	14.26	15.08	-5.44	14.36	15.03	-4.46
Average List Price	\$6,403,661	\$6,023,102	6.32	\$5,926,016	\$5,249,680	12.88
Median List Price	\$2,995,000	\$2,695,000	11.13	\$2,815,000	\$2,375,000	18.53
Average Sale Price	\$3,248,239	\$2,656,920	22.26	\$3,736,507	\$2,769,602	34.91
Median Sale Price	\$1,300,000	\$610,000	113.11	\$1,625,000	\$700,000	132.14
Average CDOM	182	212	-14.15	241	203	18.72
Median CDOM	126	112	12.50	161	124	29.84

<b>Sold Listings</b>							<b>Pending Listings</b>						
	<b>This Month</b>			<b>Year to Date</b>				<b>This Month</b>			<b>Year to Date</b>		
	<b>2018</b>	<b>2017</b>	<b>% Chg</b>	<b>2018</b>	<b>2017</b>	<b>% Chg</b>		<b>2018</b>	<b>2017</b>	<b>% Chg</b>	<b>2018</b>	<b>2017</b>	<b>% Chg</b>
0-29,999	0	0	0.0	0	0	0.0	0-29,999	0	0	0.0	0	0	0.0
30,000-39,999	0	0	0.0	0	0	0.0	30,000-39,999	0	0	0.0	0	0	0.0
40,000-49,999	0	0	0.0	0	0	0.0	40,000-49,999	0	0	0.0	0	0	0.0
50,000-59,999	0	0	0.0	0	0	0.0	50,000-59,999	0	0	0.0	0	0	0.0
60,000-69,999	0	0	0.0	0	0	0.0	60,000-69,999	0	0	0.0	0	0	0.0
70,000-79,999	0	0	0.0	0	0	0.0	70,000-79,999	0	0	0.0	0	0	0.0
80,000-89,999	0	0	0.0	0	0	0.0	80,000-89,999	0	0	0.0	0	0	0.0
90,000-99,999	0	0	0.0	0	0	0.0	90,000-99,999	0	0	0.0	0	0	0.0
100,000-119,999	0	0	0.0	0	0	0.0	100,000-119,999	0	0	0.0	0	0	0.0
120,000-139,999	0	0	0.0	1	0	N/A	120,000-139,999	0	0	0.0	0	0	0.0
140,000-159,999	1	0	N/A	1	0	N/A	140,000-159,999	0	0	0.0	1	0	N/A
160,000-179,999	1	0	N/A	1	0	N/A	160,000-179,999	0	0	0.0	0	0	0.0
180,000-199,999	0	0	0.0	0	3	-100.0	180,000-199,999	1	0	N/A	1	1	0.0
200,000-249,999	2	1	100.0	3	3	0.0	200,000-249,999	0	0	0.0	2	0	N/A
250,000-299,999	3	6	-50.0	5	12	-58.3	250,000-299,999	3	2	50.0	7	8	-12.5
300,000-399,999	3	7	-57.1	8	15	-46.7	300,000-399,999	2	5	-60.0	9	17	-47.1
400,000-499,999	2	8	-75.0	7	13	-46.2	400,000-499,999	0	4	-100.0	9	11	-18.2
500,000+	29	28	3.6	81	71	14.1	500,000+	40	28	42.9	97	94	3.2
<b>Totals</b>	<b>41</b>	<b>50</b>	<b>-18.0</b>	<b>107</b>	<b>117</b>	<b>-8.5</b>	<b>Totals</b>	<b>46</b>	<b>39</b>	<b>17.9</b>	<b>126</b>	<b>131</b>	<b>-3.8</b>

<b>Active Listings</b>							<b>New Listings</b>						
	<b>This Month</b>			<b>Year to Date</b>				<b>This Month</b>			<b>Year to Date</b>		
	<b>2018</b>	<b>2017</b>	<b>% Chg</b>	<b>2018</b>	<b>2017</b>	<b>% Chg</b>		<b>2018</b>	<b>2017</b>	<b>% Chg</b>	<b>2018</b>	<b>2017</b>	<b>% Chg</b>
0-29,999	0	0	0.0	0	0	0.0	0-29,999	0	0	0.0	0	0	0.0
30,000-39,999	0	0	0.0	0	0	0.0	30,000-39,999	0	0	0.0	0	0	0.0
40,000-49,999	0	0	0.0	0	0	0.0	40,000-49,999	0	0	0.0	0	0	0.0
50,000-59,999	0	0	0.0	0	0	0.0	50,000-59,999	0	0	0.0	0	0	0.0
60,000-69,999	0	0	0.0	0	0	0.0	60,000-69,999	0	0	0.0	0	0	0.0
70,000-79,999	0	0	0.0	0	0	0.0	70,000-79,999	0	0	0.0	0	0	0.0
80,000-89,999	0	0	0.0	0	0	0.0	80,000-89,999	0	0	0.0	0	0	0.0
90,000-99,999	0	0	0.0	0	0	0.0	90,000-99,999	0	0	0.0	0	0	0.0
100,000-119,999	0	0	0.0	0	0	0.0	100,000-119,999	0	0	0.0	0	0	0.0
120,000-139,999	0	0	0.0	1	1	0.0	120,000-139,999	0	0	0.0	0	0	0.0
140,000-159,999	0	0	0.0	1	0	N/A	140,000-159,999	0	0	0.0	1	0	N/A
160,000-179,999	0	1	-100.0	0	1	-100.0	160,000-179,999	0	0	0.0	0	1	-100.0
180,000-199,999	0	1	-100.0	1	2	-50.0	180,000-199,999	0	0	0.0	1	0	N/A
200,000-249,999	3	3	0.0	7	4	75.0	200,000-249,999	1	1	0.0	2	4	-50.0
250,000-299,999	6	10	-40.0	13	18	-27.8	250,000-299,999	1	4	-75.0	3	9	-66.7
300,000-399,999	16	26	-38.5	34	53	-35.8	300,000-399,999	5	12	-58.3	18	29	-37.9

400,000-499,999	15	21	-28.6	30	43	-30.2	400,000-499,999	2	7	-71.4	15	17	-11.8
500,000+	439	491	-10.6	603	674	-10.5	500,000+	49	69	-29.0	209	215	-2.8
Totals	479	553	-13.4	690	796	-13.3	Totals	58	93	-37.6	249	275	-9.5

Information provided by the Palm Beach Board of Realtors Multiple Listing Service. This information was received from third parties and has not been verified, and there are no warranties expressed or implied. All room dimensions and other measurements are approximate. Prospecting purchasers or lessees should verify all information to their own satisfaction. Not for public distribution: For PBMLS subscribers only. Copyright PBMLS.

**Prepared by TJ Fisher on Friday, December 07, 2018 8:29 AM.**