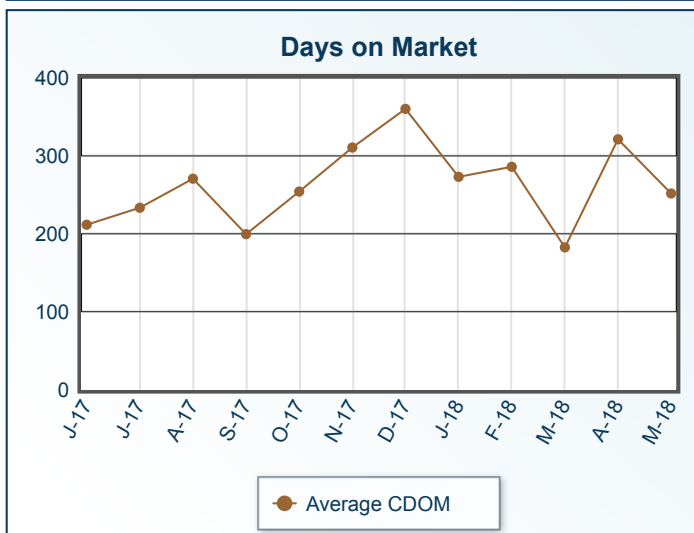
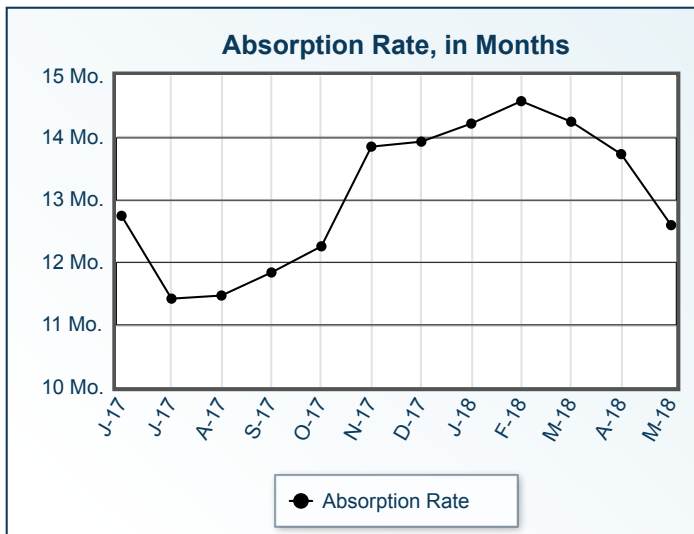
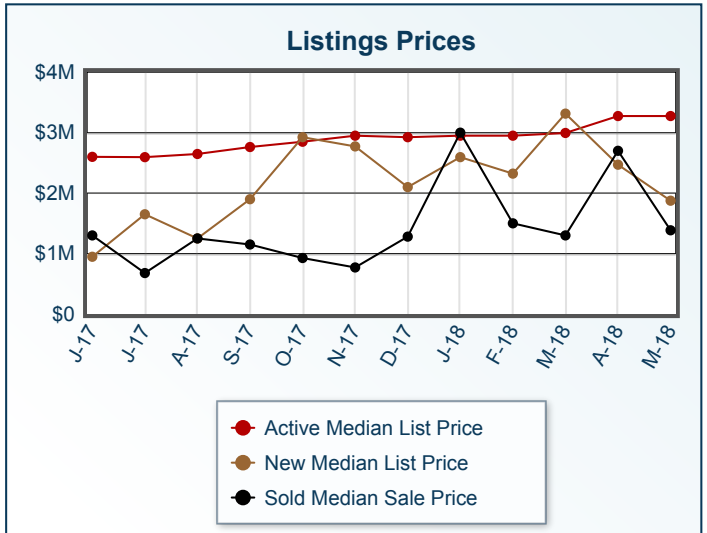
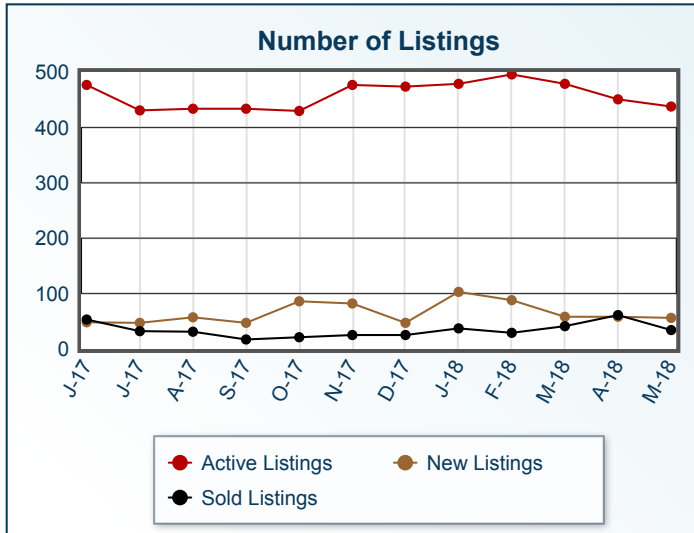


# Market Summary

Residential, May 2018



<b>Summary Statistics</b>						
	<b>May-18</b>	<b>May-17</b>	<b>% Chg</b>	<b>2018 YTD</b>	<b>2017 YTD</b>	<b>% Chg</b>
Absorption Rate	12.6	14.02	-10.13	13.88	14.94	-7.10
Average List Price	\$6,464,382	\$6,082,224	6.28	\$5,770,269	\$5,150,234	12.04
Median List Price	\$3,275,000	\$2,650,000	23.58	\$2,725,000	\$2,249,000	21.16
Average Sale Price	\$3,649,861	\$4,250,644	-14.13	\$3,877,161	\$3,291,856	17.78
Median Sale Price	\$1,385,000	\$2,050,000	-32.44	\$1,975,000	\$952,500	107.35
Average CDOM	251	272	-7.72	267	219	21.92
Median CDOM	160	140	14.29	178	135	31.85

<b>Sold Listings</b>							<b>Pending Listings</b>						
	<b>This Month</b>			<b>Year to Date</b>				<b>This Month</b>			<b>Year to Date</b>		
	<b>2018</b>	<b>2017</b>	<b>% Chg</b>	<b>2018</b>	<b>2017</b>	<b>% Chg</b>		<b>2018</b>	<b>2017</b>	<b>% Chg</b>	<b>2018</b>	<b>2017</b>	<b>% Chg</b>
0-29,999	0	0	0.0	0	0	0.0	0-29,999	0	0	0.0	0	0	0.0
30,000-39,999	0	0	0.0	0	0	0.0	30,000-39,999	0	0	0.0	0	0	0.0
40,000-49,999	0	0	0.0	0	0	0.0	40,000-49,999	0	0	0.0	0	0	0.0
50,000-59,999	0	0	0.0	0	0	0.0	50,000-59,999	0	0	0.0	0	0	0.0
60,000-69,999	0	0	0.0	0	0	0.0	60,000-69,999	0	0	0.0	0	0	0.0
70,000-79,999	0	0	0.0	0	0	0.0	70,000-79,999	0	0	0.0	0	0	0.0
80,000-89,999	0	0	0.0	0	0	0.0	80,000-89,999	0	0	0.0	0	0	0.0
90,000-99,999	0	0	0.0	0	0	0.0	90,000-99,999	0	0	0.0	0	0	0.0
100,000-119,999	0	0	0.0	0	0	0.0	100,000-119,999	0	0	0.0	0	0	0.0
120,000-139,999	0	0	0.0	1	0	N/A	120,000-139,999	0	0	0.0	0	0	0.0
140,000-159,999	1	0	N/A	2	0	N/A	140,000-159,999	0	0	0.0	1	0	N/A
160,000-179,999	0	0	0.0	1	0	N/A	160,000-179,999	1	0	N/A	1	0	N/A
180,000-199,999	0	0	0.0	0	3	-100.0	180,000-199,999	0	0	0.0	1	1	0.0
200,000-249,999	0	0	0.0	3	6	-50.0	200,000-249,999	0	0	0.0	2	1	100.0
250,000-299,999	1	1	0.0	8	13	-38.5	250,000-299,999	1	2	-50.0	9	11	-18.2
300,000-399,999	2	7	-71.4	12	26	-53.8	300,000-399,999	3	2	50.0	14	23	-39.1
400,000-499,999	5	3	66.7	14	17	-17.6	400,000-499,999	2	1	100.0	12	13	-7.7
500,000+	25	34	-26.5	161	135	19.3	500,000+	23	28	-17.9	152	153	-0.7
<b>Totals</b>	<b>34</b>	<b>45</b>	<b>-24.4</b>	<b>202</b>	<b>200</b>	<b>1.0</b>	<b>Totals</b>	<b>30</b>	<b>33</b>	<b>-9.1</b>	<b>192</b>	<b>202</b>	<b>-5.0</b>

<b>Active Listings</b>							<b>New Listings</b>						
	<b>This Month</b>			<b>Year to Date</b>				<b>This Month</b>			<b>Year to Date</b>		
	<b>2018</b>	<b>2017</b>	<b>% Chg</b>	<b>2018</b>	<b>2017</b>	<b>% Chg</b>		<b>2018</b>	<b>2017</b>	<b>% Chg</b>	<b>2018</b>	<b>2017</b>	<b>% Chg</b>
0-29,999	0	0	0.0	0	0	0.0	0-29,999	0	0	0.0	0	0	0.0
30,000-39,999	0	0	0.0	0	0	0.0	30,000-39,999	0	0	0.0	0	0	0.0
40,000-49,999	0	0	0.0	0	0	0.0	40,000-49,999	0	0	0.0	0	0	0.0
50,000-59,999	0	0	0.0	0	0	0.0	50,000-59,999	0	0	0.0	0	0	0.0
60,000-69,999	0	0	0.0	0	0	0.0	60,000-69,999	0	0	0.0	0	0	0.0
70,000-79,999	0	0	0.0	0	0	0.0	70,000-79,999	0	0	0.0	0	0	0.0
80,000-89,999	0	0	0.0	0	0	0.0	80,000-89,999	0	0	0.0	0	0	0.0
90,000-99,999	0	0	0.0	0	0	0.0	90,000-99,999	0	0	0.0	0	0	0.0
100,000-119,999	0	0	0.0	0	0	0.0	100,000-119,999	0	0	0.0	0	0	0.0
120,000-139,999	0	0	0.0	1	1	0.0	120,000-139,999	0	0	0.0	0	0	0.0
140,000-159,999	0	0	0.0	1	0	N/A	140,000-159,999	0	0	0.0	1	0	N/A
160,000-179,999	1	1	0.0	2	2	0.0	160,000-179,999	0	1	-100.0	2	2	0.0
180,000-199,999	0	1	-100.0	2	2	0.0	180,000-199,999	1	0	N/A	2	0	N/A
200,000-249,999	3	4	-25.0	9	5	80.0	200,000-249,999	1	1	0.0	4	5	-20.0
250,000-299,999	4	9	-55.6	14	19	-26.3	250,000-299,999	1	2	-50.0	4	11	-63.6
300,000-399,999	19	30	-36.7	42	65	-35.4	300,000-399,999	5	3	66.7	26	41	-36.6

400,000-499,999	15	21	-28.6	35	49	-28.6	400,000-499,999	3	3	0.0	20	23	-13.0
500,000+	396	455	-13.0	696	767	-9.3	500,000+	45	42	7.1	304	308	-1.3
Totals	438	521	-15.9	802	910	-11.9	Totals	56	52	7.7	363	390	-6.9

Information provided by the Palm Beach Board of Realtors Multiple Listing Service. This information was received from third parties and has not been verified, and there are no warranties expressed or implied. All room dimensions and other measurements are approximate. Prospecting purchasers or lessees should verify all information to their own satisfaction. Not for public distribution: For PBMLS subscribers only. Copyright PBMLS.

**Prepared by TJ Fisher on Friday, December 07, 2018 8:29 AM.**