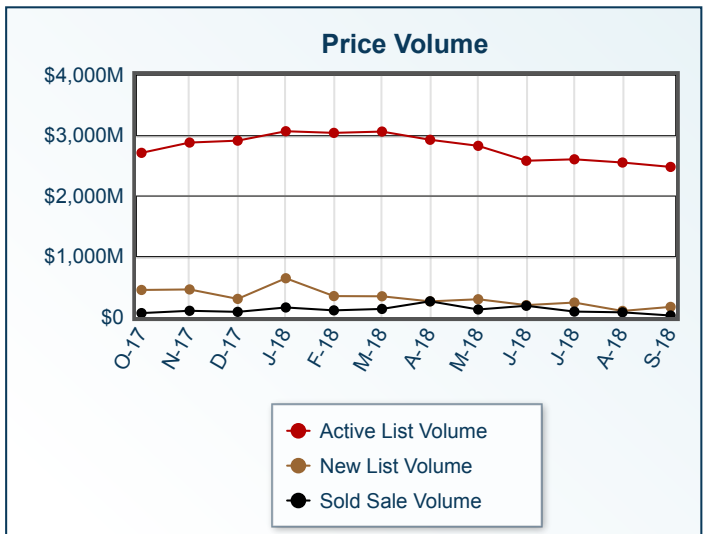
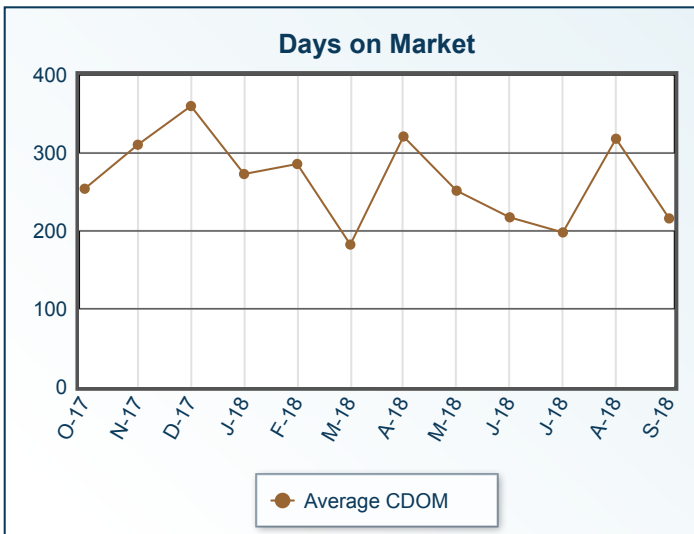
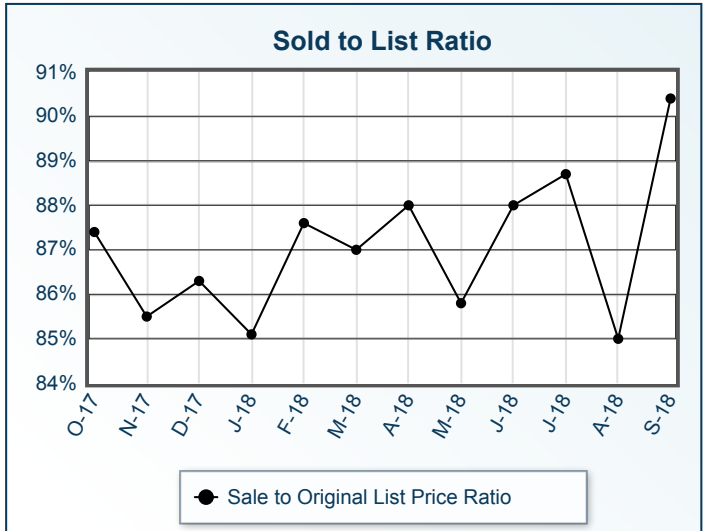
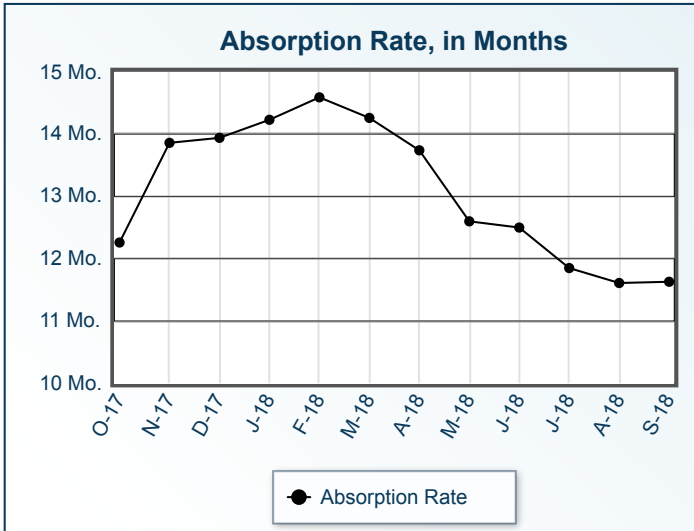
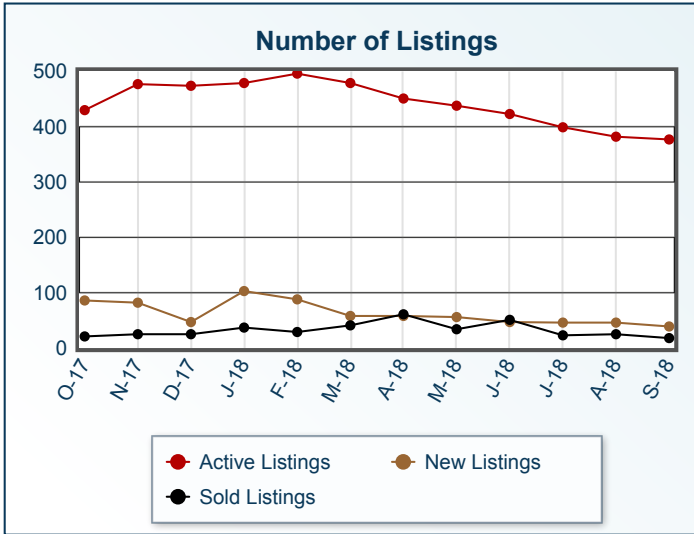


# Market Summary

Residential, September 2018



<b>Summary Statistics</b>						
	<b>Sep-18</b>	<b>Sep-17</b>	<b>% Chg</b>	<b>2018 YTD</b>	<b>2017 YTD</b>	<b>% Chg</b>
Absorption Rate	11.63	11.84	-1.77	13	13.58	-4.27
Average List Price	\$6,585,333	\$6,144,973	7.17	\$5,437,054	\$4,716,657	15.27
Median List Price	\$3,495,000	\$2,762,500	26.52	\$2,649,000	\$2,099,000	26.20
Average Sale Price	\$1,363,194	\$1,690,315	-19.35	\$3,634,895	\$3,011,458	20.70
Median Sale Price	\$630,000	\$1,150,000	-45.22	\$1,637,500	\$1,070,000	53.04
Average CDOM	216	199	8.54	255	223	14.35
Median CDOM	114	128	-10.94	164	147	11.56

<b>Sold Listings</b>							<b>Pending Listings</b>						
	<b>This Month</b>			<b>Year to Date</b>				<b>This Month</b>			<b>Year to Date</b>		
	<b>2018</b>	<b>2017</b>	<b>% Chg</b>	<b>2018</b>	<b>2017</b>	<b>% Chg</b>		<b>2018</b>	<b>2017</b>	<b>% Chg</b>	<b>2018</b>	<b>2017</b>	<b>% Chg</b>
0-29,999	0	0	0.0	1	0	N/A	0-29,999	0	0	0.0	0	0	0.0
30,000-39,999	0	0	0.0	0	0	0.0	30,000-39,999	0	0	0.0	0	0	0.0
40,000-49,999	0	0	0.0	0	0	0.0	40,000-49,999	0	0	0.0	0	0	0.0
50,000-59,999	0	0	0.0	0	0	0.0	50,000-59,999	0	0	0.0	0	0	0.0
60,000-69,999	0	0	0.0	0	0	0.0	60,000-69,999	0	0	0.0	0	0	0.0
70,000-79,999	0	0	0.0	0	0	0.0	70,000-79,999	0	0	0.0	0	0	0.0
80,000-89,999	0	0	0.0	0	0	0.0	80,000-89,999	0	0	0.0	0	0	0.0
90,000-99,999	0	0	0.0	0	0	0.0	90,000-99,999	0	0	0.0	0	0	0.0
100,000-119,999	0	0	0.0	0	0	0.0	100,000-119,999	0	0	0.0	0	0	0.0
120,000-139,999	0	0	0.0	1	0	N/A	120,000-139,999	0	0	0.0	0	0	0.0
140,000-159,999	0	0	0.0	2	0	N/A	140,000-159,999	0	0	0.0	1	0	N/A
160,000-179,999	1	0	N/A	2	1	100.0	160,000-179,999	0	0	0.0	1	1	0.0
180,000-199,999	0	0	0.0	1	3	-66.7	180,000-199,999	1	0	N/A	3	1	200.0
200,000-249,999	0	0	0.0	5	6	-16.7	200,000-249,999	0	0	0.0	5	2	150.0
250,000-299,999	1	1	0.0	14	17	-17.6	250,000-299,999	0	1	-100.0	11	14	-21.4
300,000-399,999	2	1	100.0	26	42	-38.1	300,000-399,999	4	2	100.0	26	35	-25.7
400,000-499,999	4	0	N/A	23	26	-11.5	400,000-499,999	2	0	N/A	23	20	15.0
500,000+	10	15	-33.3	244	238	2.5	500,000+	10	12	-16.7	210	226	-7.1
<b>Totals</b>	<b>18</b>	<b>17</b>	<b>5.9</b>	<b>319</b>	<b>333</b>	<b>-4.2</b>	<b>Totals</b>	<b>17</b>	<b>15</b>	<b>13.3</b>	<b>280</b>	<b>299</b>	<b>-6.4</b>

<b>Active Listings</b>							<b>New Listings</b>						
	<b>This Month</b>			<b>Year to Date</b>				<b>This Month</b>			<b>Year to Date</b>		
	<b>2018</b>	<b>2017</b>	<b>% Chg</b>	<b>2018</b>	<b>2017</b>	<b>% Chg</b>		<b>2018</b>	<b>2017</b>	<b>% Chg</b>	<b>2018</b>	<b>2017</b>	<b>% Chg</b>
0-29,999	0	0	0.0	0	0	0.0	0-29,999	0	0	0.0	0	0	0.0
30,000-39,999	0	0	0.0	0	0	0.0	30,000-39,999	0	0	0.0	0	0	0.0
40,000-49,999	0	0	0.0	0	0	0.0	40,000-49,999	0	0	0.0	0	0	0.0
50,000-59,999	0	0	0.0	0	0	0.0	50,000-59,999	0	0	0.0	0	0	0.0
60,000-69,999	0	0	0.0	0	0	0.0	60,000-69,999	0	0	0.0	0	0	0.0
70,000-79,999	0	0	0.0	0	0	0.0	70,000-79,999	0	0	0.0	0	0	0.0
80,000-89,999	0	0	0.0	0	0	0.0	80,000-89,999	0	0	0.0	0	0	0.0
90,000-99,999	0	0	0.0	0	0	0.0	90,000-99,999	0	0	0.0	0	0	0.0
100,000-119,999	0	0	0.0	0	0	0.0	100,000-119,999	0	0	0.0	0	0	0.0
120,000-139,999	0	0	0.0	1	1	0.0	120,000-139,999	0	0	0.0	0	0	0.0
140,000-159,999	0	0	0.0	1	0	N/A	140,000-159,999	0	0	0.0	1	0	N/A
160,000-179,999	1	0	N/A	2	2	0.0	160,000-179,999	0	0	0.0	2	2	0.0
180,000-199,999	1	1	0.0	4	2	100.0	180,000-199,999	0	0	0.0	4	0	N/A
200,000-249,999	2	3	-33.3	11	6	83.3	200,000-249,999	0	0	0.0	6	6	0.0
250,000-299,999	2	9	-77.8	19	29	-34.5	250,000-299,999	0	2	-100.0	9	21	-57.1
300,000-399,999	12	24	-50.0	57	80	-28.7	300,000-399,999	3	2	50.0	41	56	-26.8

400,000-499,999	14	19	-26.3	53	64	-17.2	400,000-499,999	6	3	100.0	38	38	0.0
500,000+	345	378	-8.7	829	925	-10.4	500,000+	30	40	-25.0	440	466	-5.6
Totals	377	434	-13.1	977	1109	-11.9	Totals	39	47	-17.0	541	589	-8.1

Information provided by the Palm Beach Board of Realtors Multiple Listing Service. This information was received from third parties and has not been verified, and there are no warranties expressed or implied. All room dimensions and other measurements are approximate. Prospecting purchasers or lessees should verify all information to their own satisfaction. Not for public distribution: For PBMLS subscribers only. Copyright PBMLS.

**Prepared by TJ Fisher on Friday, December 07, 2018 8:26 AM.**