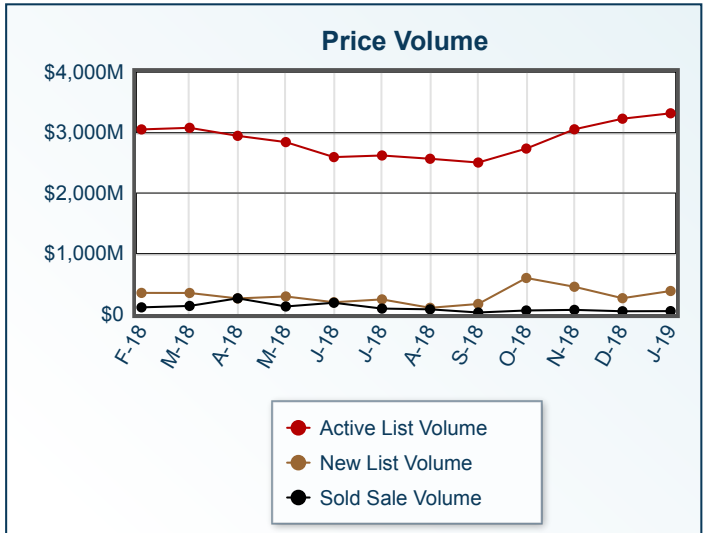
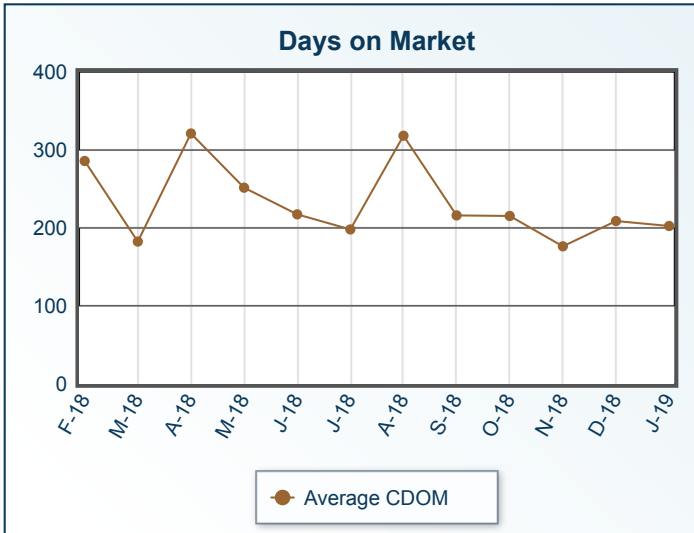
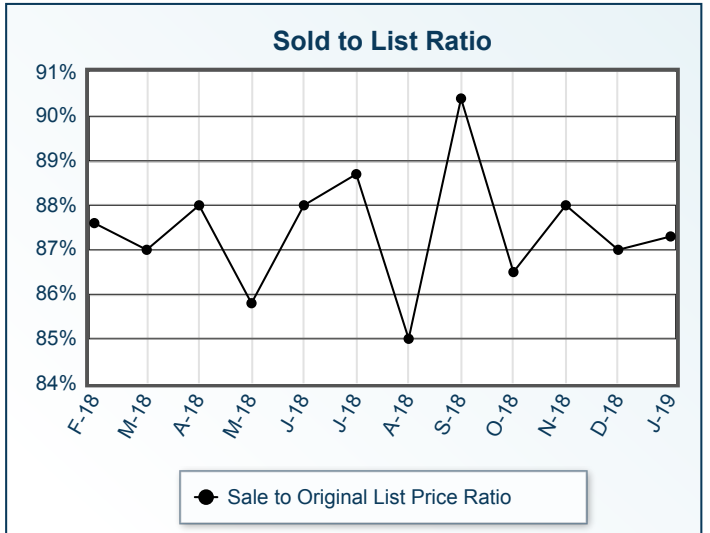
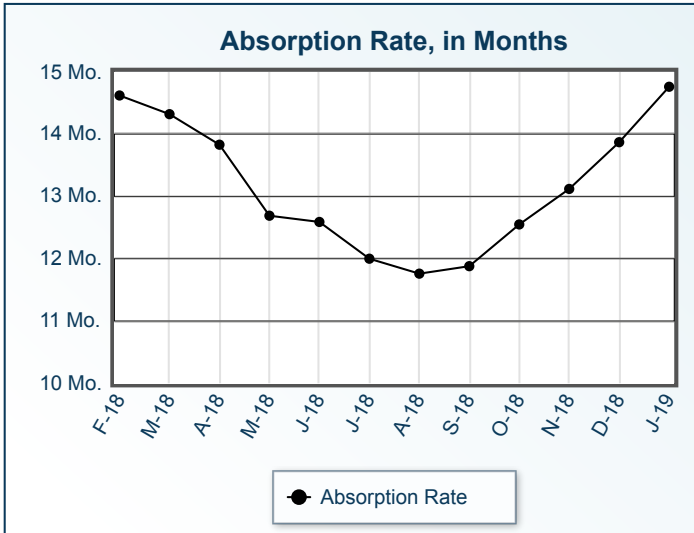
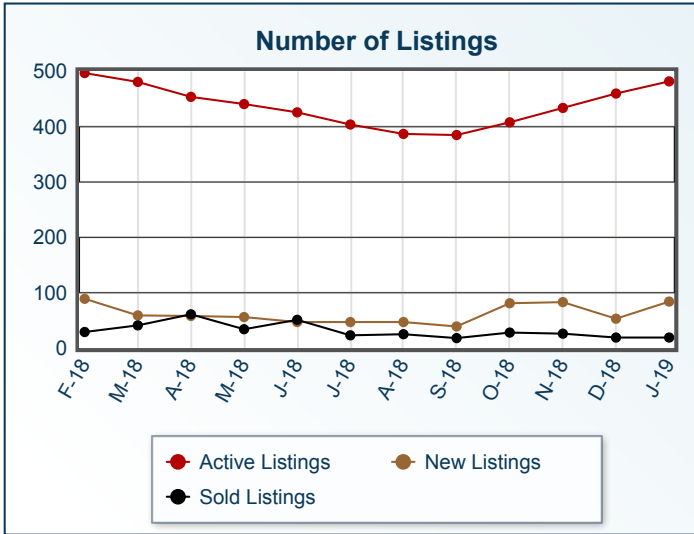


# Market Summary

Residential, January 2019



<b>Summary Statistics</b>						
	<b>Jan-19</b>	<b>Jan-18</b>	<b>% Chg</b>	<b>2019 YTD</b>	<b>2018 YTD</b>	<b>% Chg</b>
Absorption Rate	14.76	14.26	3.51	14.76	14.26	3.51
Average List Price	\$6,887,852	\$6,423,593	7.23	\$6,711,503	\$6,237,724	7.60
Median List Price	\$3,650,000	\$2,987,500	22.18	\$3,650,000	\$2,850,000	28.07
Average Sale Price	\$2,493,986	\$4,249,797	-41.32	\$2,493,986	\$4,249,797	-41.32
Median Sale Price	\$900,000	\$3,000,000	-70.00	\$900,000	\$3,000,000	-70.00
Average CDOM	202	273	-26.01	202	273	-26.01
Median CDOM	119	181	-34.25	119	186	-36.02

	<b>Sold Listings</b>			<b>Year to Date</b>		
	<b>This Month</b>			<b>Year to Date</b>		
	<b>2019</b>	<b>2018</b>	<b>% Chg</b>	<b>2019</b>	<b>2018</b>	<b>% Chg</b>
0-29,999	0	0	0.0	0	0	0.0
30,000-39,999	0	0	0.0	0	0	0.0
40,000-49,999	0	0	0.0	0	0	0.0
50,000-59,999	0	0	0.0	0	0	0.0
60,000-69,999	0	0	0.0	0	0	0.0
70,000-79,999	0	0	0.0	0	0	0.0
80,000-89,999	0	0	0.0	0	0	0.0
90,000-99,999	0	0	0.0	0	0	0.0
100,000-119,999	0	0	0.0	0	0	0.0
120,000-139,999	0	1	-100.0	0	1	-100.0
140,000-159,999	0	0	0.0	0	0	0.0
160,000-179,999	0	0	0.0	0	0	0.0
180,000-199,999	0	0	0.0	0	0	0.0
200,000-249,999	1	0	N/A	1	0	N/A
250,000-299,999	0	0	0.0	0	0	0.0
300,000-399,999	4	1	300.0	4	1	300.0
400,000-499,999	2	2	0.0	2	2	0.0
500,000+	12	33	-63.6	12	33	-63.6
<b>Totals</b>	<b>19</b>	<b>37</b>	<b>-48.6</b>	<b>19</b>	<b>37</b>	<b>-48.6</b>

	<b>Pending Listings</b>			<b>Year to Date</b>		
	<b>This Month</b>			<b>Year to Date</b>		
	<b>2019</b>	<b>2018</b>	<b>% Chg</b>	<b>2019</b>	<b>2018</b>	<b>% Chg</b>
0-29,999	0	0	0.0	0	0	0.0
30,000-39,999	0	0	0.0	0	0	0.0
40,000-49,999	0	0	0.0	0	0	0.0
50,000-59,999	0	0	0.0	0	0	0.0
60,000-69,999	0	0	0.0	0	0	0.0
70,000-79,999	0	0	0.0	0	0	0.0
80,000-89,999	0	0	0.0	0	0	0.0
90,000-99,999	0	0	0.0	0	0	0.0
100,000-119,999	0	0	0.0	0	0	0.0
120,000-139,999	0	0	0.0	0	0	0.0
140,000-159,999	0	0	0.0	0	0	0.0
160,000-179,999	0	0	0.0	0	0	0.0
180,000-199,999	0	0	0.0	0	0	0.0
200,000-249,999	0	2	-100.0	0	2	-100.0
250,000-299,999	1	2	-50.0	1	2	-50.0
300,000-399,999	2	2	0.0	2	2	0.0
400,000-499,999	2	5	-60.0	2	5	-60.0
500,000+	26	32	-18.7	26	32	-18.7
<b>Totals</b>	<b>31</b>	<b>43</b>	<b>-27.9</b>	<b>31</b>	<b>43</b>	<b>-27.9</b>

	<b>Active Listings</b>			<b>Year to Date</b>		
	<b>This Month</b>			<b>Year to Date</b>		
	<b>2019</b>	<b>2018</b>	<b>% Chg</b>	<b>2019</b>	<b>2018</b>	<b>% Chg</b>
0-29,999	0	0	0.0	0	0	0.0
30,000-39,999	0	0	0.0	0	0	0.0
40,000-49,999	0	0	0.0	0	0	0.0
50,000-59,999	0	0	0.0	0	0	0.0
60,000-69,999	0	0	0.0	0	0	0.0
70,000-79,999	0	0	0.0	0	0	0.0
80,000-89,999	0	0	0.0	0	0	0.0
90,000-99,999	0	0	0.0	0	0	0.0
100,000-119,999	1	0	N/A	1	0	N/A
120,000-139,999	0	1	-100.0	0	1	-100.0
140,000-159,999	0	1	-100.0	0	1	-100.0
160,000-179,999	1	0	N/A	1	0	N/A
180,000-199,999	0	0	0.0	0	1	-100.0
200,000-249,999	1	5	-80.0	1	6	-83.3
250,000-299,999	3	10	-70.0	3	12	-75.0
300,000-399,999	18	14	28.6	20	21	-4.8

	<b>New Listings</b>			<b>Year to Date</b>		
	<b>This Month</b>			<b>Year to Date</b>		
	<b>2019</b>	<b>2018</b>	<b>% Chg</b>	<b>2019</b>	<b>2018</b>	<b>% Chg</b>
0-29,999	0	0	0.0	0	0	0.0
30,000-39,999	0	0	0.0	0	0	0.0
40,000-49,999	0	0	0.0	0	0	0.0
50,000-59,999	0	0	0.0	0	0	0.0
60,000-69,999	0	0	0.0	0	0	0.0
70,000-79,999	0	0	0.0	0	0	0.0
80,000-89,999	0	0	0.0	0	0	0.0
90,000-99,999	0	0	0.0	0	0	0.0
100,000-119,999	1	0	N/A	1	0	N/A
120,000-139,999	0	0	0.0	0	0	0.0
140,000-159,999	0	1	-100.0	0	1	-100.0
160,000-179,999	0	0	0.0	0	0	0.0
180,000-199,999	0	1	-100.0	0	1	-100.0
200,000-249,999	0	1	-100.0	0	1	-100.0
250,000-299,999	0	2	-100.0	0	2	-100.0
300,000-399,999	3	5	-40.0	3	5	-40.0

400,000-499,999	16	20	-20.0	20	24	-16.7	400,000-499,999	5	8	-37.5	5	8	-37.5
500,000+	442	429	3.0	495	480	3.1	500,000+	75	83	-9.6	75	83	-9.6
Totals	482	480	0.4	541	546	-0.9	Totals	84	101	-16.8	84	101	-16.8

Information provided by the Palm Beach Board of Realtors Multiple Listing Service. This information was received from third parties and has not been verified, and there are no warranties expressed or implied. All room dimensions and other measurements are approximate. Prospecting purchasers or lessees should verify all information to their own satisfaction. Not for public distribution: For PBMLS subscribers only. Copyright PBMLS.

**Prepared by TJ Fisher on Thursday, February 07, 2019 12:43 PM.**